



Retainers



@SonrisasOrthodontics



Congratulations!



It's Time to Celebrate!

Once your braces have been removed, or you complete your aligners treatment, your beautiful new smile is revealed! This is an exciting time, but your orthodontic treatment isn't done yet.. **Now it's time for the retention phase.**

The final part of your orthodontic treatment will continue for the rest of your life—and that means your beautiful new smile will last a lifetime too!

What do retainers do?

A retainer solidifies your new smile. It holds your teeth in their final position to prevent them from shifting out of place.

Teeth gradually shift as a natural response to muscular forces throughout our lifetime—whether you've undergone orthodontic treatment or not. This happens more frequently when teeth have been moved with orthodontics, and there is a risk that the teeth will return to the position they were in prior to treatment.

That's because your teeth are especially susceptible to shifting once your braces or Invisalign treatment is no longer supporting your teeth and gums.

The reason you wear a retainer after braces is (literally) to retain your new smile! Retainers hold the teeth in place and encourage them to settle in the intended post-treatment position.

Our Retainer Program

To maintain the beautiful smile you worked so hard for throughout your treatment, you'll have to commit to a long-term retention plan.

Over time, retainers age. They may lose their effectiveness, break, or become lost or damaged due to neglect. To provide peace of mind and help you protect your investment, we offer our patients the Retainer Program for long term protection!

Our Retainer Program helps to ensure that you always have properly fitting retainers, without having to worry about retainer cost. For only \$650 you will get your modal with one additional retainers. This program will allowed you to replace your retainers once a year for only \$25 per retainers (for both upper and lower \$50) as long as you have your modal for life.

If you want to know more about our retainer program, please contact us!

All you have to do is give us a call or send us a message! We would love to answer your questions about retainer program cost, types of retainers, or anything else you're wondering about.



Retainers Care



WEAR Wear your retainers 24 hours daily. The only exceptions are when eating or cleaning them, or participating in contact sports.

CLEANING To keep your retainers off each meal. For special care you can use Retainer Brite (sample order from provided) or a denture cleanser such as Efferdent, or soak in a mouthwash and water mixture. This will give it a fresh taste.

PETS Keep retainers away from all animals-dogs, cats, etc. Animals like to eat retainers.

PROTECTIVE CASE A protective case is provided for you. Always keep retainers in its protective case when its not your mouth. Never wrap retainers in a napkin. You will forget about them and they are easily mistaken for trash and thrown away. Also never put your appliance in a pocket or your backpack where it may be bent, or even crushed. They are costly to replace.

AVOID HEAT The appliance will melt or warp if it gets hot. Never leave it in a hot car or leave it by a stove or heater. NEVER put in boiling water.

SALIVA Remember, you will have extra saliva for the first few days: this is normal. Initially, your mouth doesn't realize that this retainer is not a piece of food. This sensation will go away after approximately 3 days.

SPEECH Your speech will be somewhat slurred at first. It will be back to normal within a week if you are wearing your retainers full time. Try reading aloud and talking more slowly. The most important thing to remember is to keep the retainers in as much as possible during this period.

LOSS OR BREAKAGE If the retainers are lost, broken, or irritating your mouth, please contact the office right away. There is a fee for lost or broken retainers.

FIT Your retainers should feel snug if you are wearing them properly. They don't change in size, but your teeth can shift. Please wear your retainer as prescribed by the doctor to prevent shifting. The longer you have been out of braces, the less often you will be required to wear them.

FOLLOW-UP VISITS Please bring your retainers with you to every appointment. We need to check their fit and sometimes adjust them.



A Gift for your Friend or Family

\$800^{off}


FULL ORTHODONTIC TREATMENT


FREE ORTHO CONSULT

www.sonrisasdentalcenter.com




How was your experience?

We value your feedback please scan with you phone camara and rate overall experience. Y cuentale a 




CEDAR PARK

1130 Cottonwood Creek Trail
Bldg. A, Suite 1,
Cedar Park, TX 78613



ROUND ROCK

505 W Louis Henna Blvd
Suite 110 A,
Austin, TX 78728



AUSTIN SOUTH

1217 W Slaughter Ln
Suite #100,
Austin, TX 78748.



orthodontics and periodontics

@SonrisasOrthodontics



www.sonrisasdentalcenter.com

